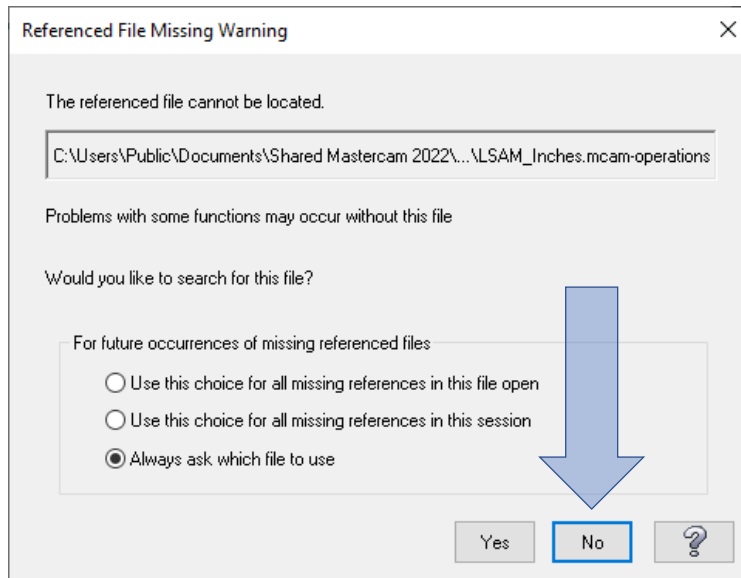


Reloading Machine Definition File for 2021 and 2022 versions

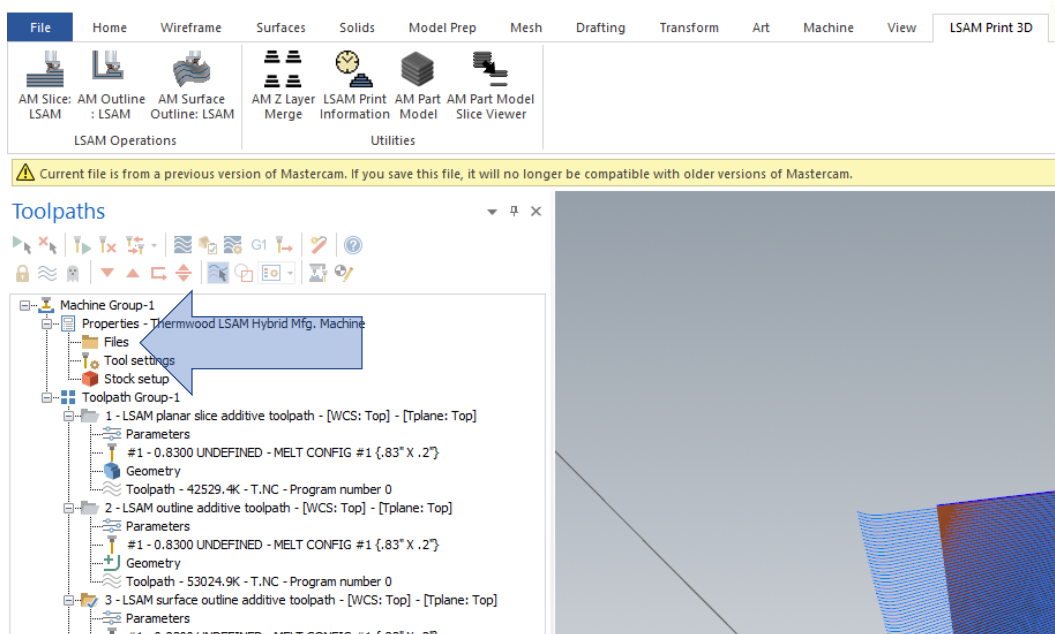
When loading files from pre-2021 versions of *LSAM Print3D* into the 2021 or 2022 version, the following **Reference File Missing Warning** dialog will be displayed (at least 2 instances).



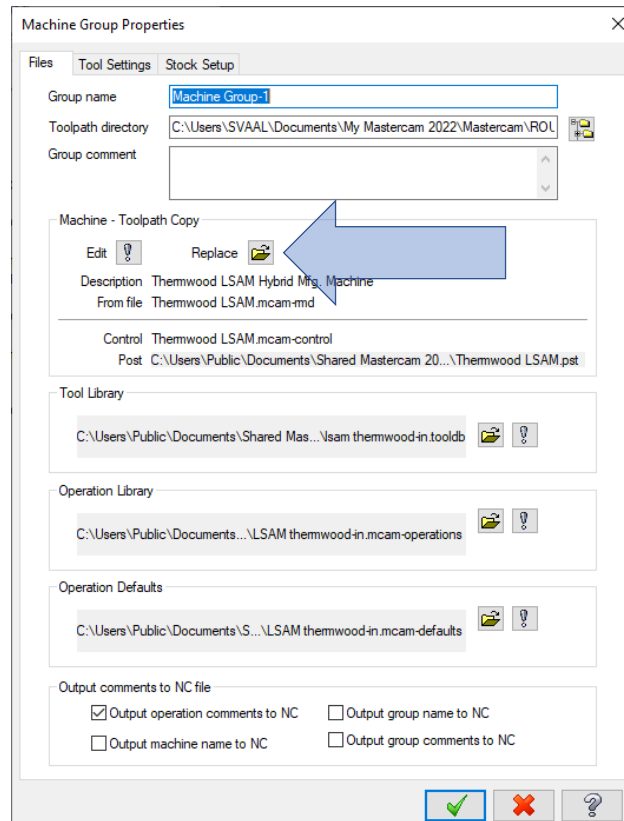
It is recommended to select **No** to these dialogs.

Next, reselect the machine definition file using the following steps:

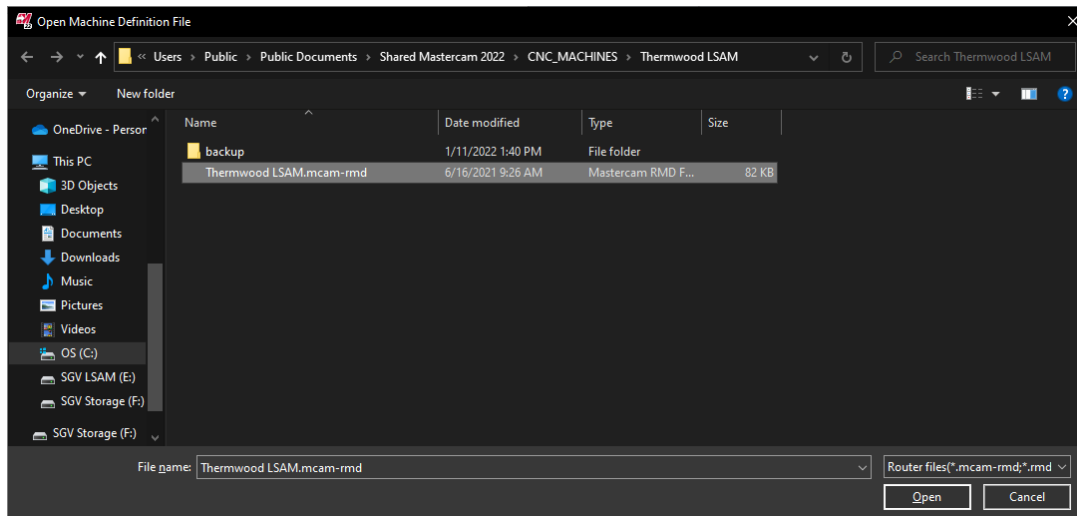
- 1.) Go to **Toolpaths** (see picture below).
- 2.) Ensure the tree is expanded for the **{Properties - Thermwood LSAM Hybrid Mfg. Machine}** machine group.
- 3.) Click on **Files** to open the **Machine Group Properties** dialog.



- 4.) On the **Machine Group Properties** dialog, locate the **Machine – Toolpath Copy** group box and select **Replace**.



- 5.) On the **Open Machine Definition File** dialog, select the **Thermwood LSAM.mcam-rmd** file and then select **Open**. (Note: If using Mastercam Mill, select the file **Thermwood LSAM.mcam-mmd**)



- 6.) Select **OK** on the **Machine Group Properties** dialog.
- 7.) Now, all **LSAM Print 3D** toolpaths will need to be regenerated.
- 8.) Save your file in the new version. Please remember, files saved in the new version of Mastercam will no longer open in the older version. Thermwood recommends saving as a new name to keep a working copy for the older version.