
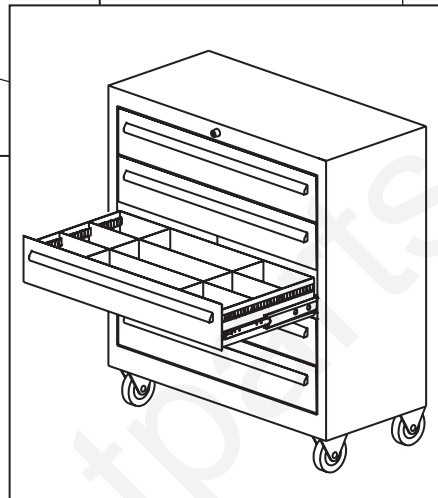
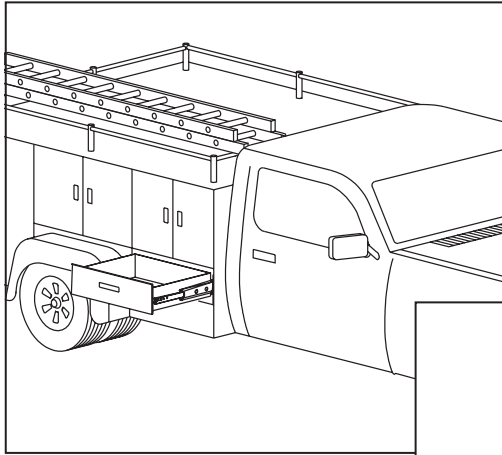




MODEL 9301

APPLICATIONS: This versatile slide is designed for use in a variety of heavy duty storage applications. Please preview the application information provided on the following pages for further load rating information.

Extra Heavy Duty
Full extension Drawer Slide
Up to 500 lb. [227 kg.] Load Rating
Optional Accessory Platform Brackets*



Finish	Bright electro-zinc (C) Plating		
Length	Even Lengths 10"–36", 40", 42", 44" 48", and 60" Even Lengths [254.0 mm–914.4 mm, 1016.0 mm, 1066.8 mm, 1117.6 mm, 1219.2 mm, 1371.6 mm, and 1524.0 mm]		
Travel	Full extension		
Height	3.00" [76.2 mm]		
Load Rating	Moderate Use	500 lbs. [227.3 kg.]	<i>(Refer to page two for specific application information)</i>
	Frequent Use	400 lbs. [181.8 kg.]	
	Mobile (Vehicular)	300 lbs. [136.4 kg.]	
	Flat Mount	150 lbs. [68.2 kg.]	
Side Space	.75" (+.031, -.000) [19.1 mm (+.79, -.00)]		
Mounting	Side or flat Optional accessory platform brackets available		
Movement	Steel ball bearings		
Hardware	Customer supplied mounting hardware Metal Applications: 1/4" hex-head or pan head [M6 Euro] screw with .260 [6.6 mm] holes -or- hex-head or pan head [M5 Euro] screw with .203 [5.2 mm] holes Wood applications: 1/4" lag or sheet metal screw -or- #10 lag or sheet metal screw. Maximum screw head of .190 [4.8 mm] high by .500 [12.7 mm] diameter for clearance		
Features	Bumper provides extra silencing during drawer closure		

The Accuride load ratings shown below represent a wide range of typical applications and take into consideration factors which can adversely affect the performance of a slide.

In general, slides installed in drawers that are wider than they are deep, are subject to lateral (side) stresses that reduce their load carrying capacity. Likewise, slides in applications that are cycled frequently also carry a lower load rating.

Please use the following information to determine the load rating of model 9301 as it pertains to its intended application.

Moderate Use Applications**500 lb. [227 kg.] load rating**

Load rating is based on an 18" [457.2 mm] slide in an 18" [457.2 mm] wide drawer, cycled 10,000 times. A computer server storage unit may be cycled once per month for servicing. Electronic instrumentation may be cycled a few times each week.

Typical Applications

Computer server storage access
Electronic instrumentation chassis

Frequent Use Applications**400 lb. [182 kg.] load rating**

Load rating is based on an 18" [457.2 mm] slide in a 42" [1066.8 mm] wide drawer, cycled 75,000 times. A storage drawer opened and closed an average of three times per hour during each eight-hour work day would undergo a total of 60,000 cycles in 10 years.

Typical Applications

Heavy duty storage drawers
Large pantry pull-outs
Toolboxes
Modular storage cabinets

Mobile (Vehicular) Applications**300 lb. [136 kg.] load rating**

Load rating is based on an 18" [457.2 mm] slide in a 32" [812.8 mm] wide drawer, cycled 10,000 times. Use for any application associated with transportation, or any application exposed to vibration and rough usage.

Typical Applications

RV storage drawers
Vehicle battery trays
Service truck tool drawers

Flat Mount Applications**150 lb. [68 kg.] load rating**

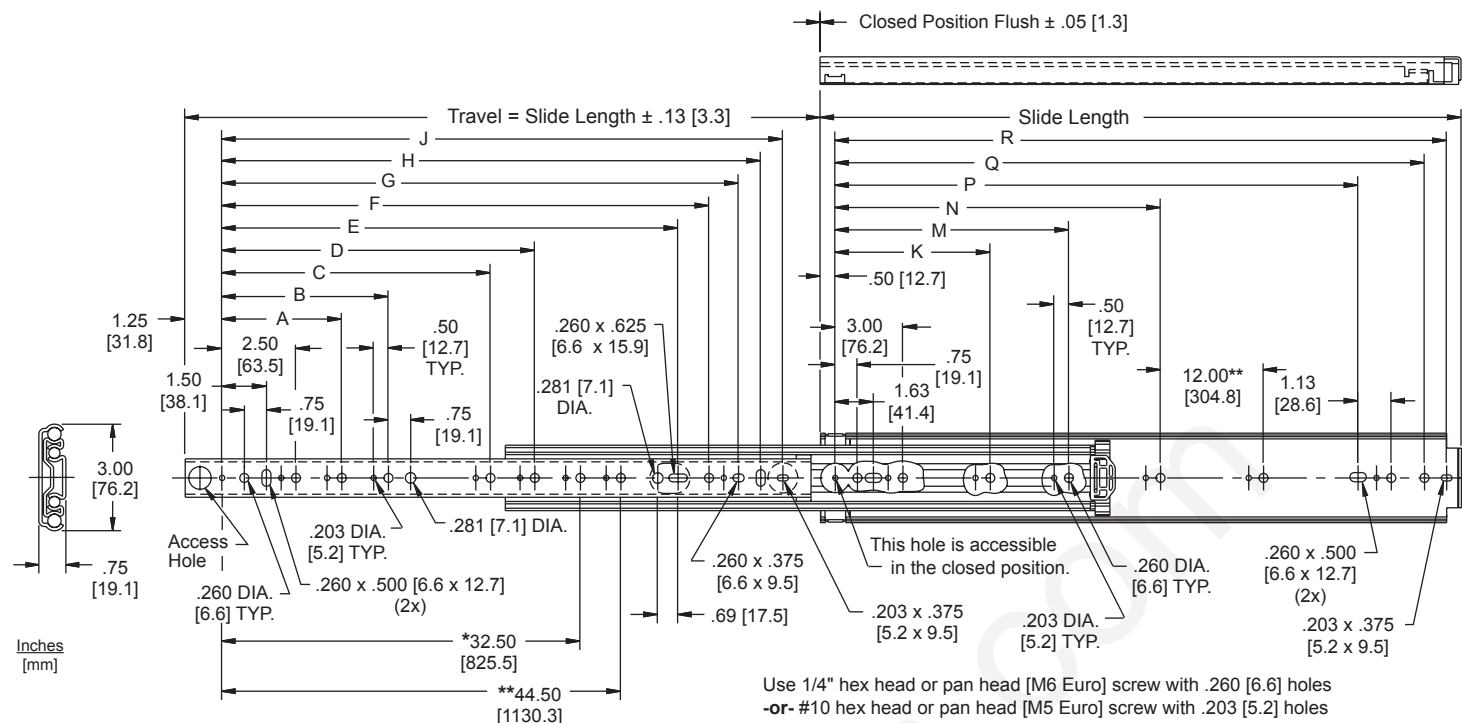
Load rating is based on an 18" [457.2 mm] slide in a 32" [812.8 mm] wide drawer, cycled 10,000 times. Use anywhere side space is limited.

Typical Applications

Flight status monitor cabinets

CAUTION:

This slide must never be used as a pull-out step, platform or any other application supporting human weight as injury may result.



* Available on 9301-48, 54 and 9301-60 only.

** Available on 9301-60 only

Part Number	Slide Length	Slide Travel	A	B	C	D	E	F	G	H	J	K	M	N	P	Q	R
9301-10	10.00 [254.0]	10.00 [254.0]						4.06 [103.1]	5.06 [128.5]	5.81 [147.6]	6.56 [166.6]				6.00 [152.4]	8.25 [209.6]	9.00 [228.6]
9301-12	12.00 [304.8]	12.00 [304.8]						6.06 [153.9]	7.06 [179.3]	7.81 [198.4]	8.56 [217.4]				8.00 [203.2]	10.25 [260.4]	11.00 [279.4]
9301-14	14.00 [355.6]	14.00 [355.6]						8.06 [204.7]	9.06 [230.1]	9.81 [249.2]	10.56 [268.2]				10.00 [254.0]	12.25 [311.2]	13.00 [330.2]
9301-16	16.00 [406.4]	16.00 [406.4]	5.00 [127.0]					10.06 [255.5]	11.06 [280.9]	11.81 [299.9]	12.56 [319.0]				12.00 [304.8]	14.25 [361.9]	15.00 [381.0]
9301-18	18.00 [457.2]	18.00 [457.2]	5.00 [127.0]				9.69 [246.1]	12.06 [306.3]	13.06 [331.7]	13.81 [350.8]	14.56 [369.8]				14.00 [355.6]	16.25 [412.8]	17.00 [431.8]
9301-20	20.00 [508.0]	20.00 [508.0]	5.00 [127.0]	7.50 [190.5]			11.69 [296.9]	14.06 [357.1]	15.06 [382.5]	15.81 [401.6]	16.56 [420.6]				16.00 [406.4]	18.25 [463.6]	19.00 [482.6]
9301-22	22.00 [558.8]	22.00 [558.8]	5.00 [127.0]	7.50 [190.5]			13.69 [347.7]	16.06 [407.9]	17.06 [433.3]	17.81 [452.4]	18.56 [471.4]				18.00 [457.2]	20.25 [514.4]	21.00 [533.4]
9301-24	24.00 [609.6]	24.00 [609.6]	5.00 [127.0]	7.50 [190.5]			15.69 [398.5]	18.06 [458.7]	19.06 [484.1]	19.81 [503.2]	20.56 [522.2]				20.00 [508.0]	22.25 [565.2]	23.00 [584.2]
9301-26	26.00 [660.4]	26.00 [660.4]	5.00 [127.0]	7.50 [190.5]			17.69 [449.3]	20.06 [509.5]	21.06 [534.9]	21.81 [553.9]	22.56 [573.0]				22.00 [558.8]	24.25 [615.9]	25.00 [635.0]
9301-28	28.00 [711.2]	28.00 [711.2]	5.00 [127.0]	7.50 [190.5]			19.69 [500.1]	22.06 [560.3]	23.06 [585.7]	23.81 [604.8]	24.56 [623.8]				24.00 [609.6]	26.25 [666.8]	27.00 [685.8]
9301-30	30.00 [762.0]	30.00 [762.0]	5.00 [127.0]	7.50 [190.5]	14.50 [368.3]		21.69 [550.9]	24.06 [611.1]	25.06 [636.5]	25.81 [655.6]	26.56 [674.6]	9.25 [234.9]		19.75 [501.6]	26.00 [660.4]	28.25 [717.6]	29.00 [736.6]
9301-32	32.00 [812.8]	32.00 [812.8]	5.00 [127.0]	7.50 [190.5]	14.50 [368.3]		23.69 [601.7]	26.06 [661.9]	27.06 [687.3]	27.81 [706.4]	28.56 [725.4]	9.25 [234.9]	15.50 [393.7]	21.75 [552.5]	28.00 [711.2]	30.25 [768.4]	31.00 [787.4]
9301-34	34.00 [863.6]	34.00 [863.6]	5.00 [127.0]	7.50 [190.5]	14.50 [368.3]	18.50 [469.9]	25.69 [652.5]	28.06 [712.7]	29.06 [738.1]	29.81 [757.2]	30.56 [776.2]	9.25 [234.9]	16.50 [419.1]	23.75 [603.3]	30.00 [762.0]	32.25 [819.2]	33.00 [838.2]
9301-36	36.00 [914.4]	36.00 [914.4]	5.00 [127.0]	7.50 [190.5]	14.50 [368.3]	20.50 [520.7]	27.69 [703.3]	30.06 [763.5]	31.06 [788.9]	31.81 [807.9]	32.56 [827.0]	9.25 [234.9]	17.50 [444.5]	25.75 [654.1]	32.00 [812.8]	34.25 [870.0]	35.00 [889.0]
9301-40	40.00 [1016.0]	40.00 [1016.0]	5.00 [127.0]	7.50 [190.5]	14.50 [368.3]	20.50 [520.7]	31.69 [804.9]	34.06 [865.1]	35.06 [890.5]	35.81 [909.6]	36.56 [928.6]	9.25 [235.0]	21.50 [546.1]	29.75 [755.7]	36.00 [914.4]	38.25 [971.6]	39.00 [990.6]
9301-42	42.00 [1066.8]	42.00 [1066.8]	5.00 [127.0]	7.50 [190.5]	14.50 [368.3]	20.50 [520.7]	33.69 [855.7]	36.06 [915.9]	37.06 [941.3]	37.81 [960.4]	38.56 [979.4]	9.25 [235.0]	21.50 [546.1]	31.75 [806.5]	38.00 [965.2]	40.25 [1022.4]	41.00 [1041.4]
9301-44	44.00 [1117.6]	44.00 [1117.6]	5.00 [127.0]	7.50 [190.5]	14.50 [368.3]	20.50 [520.7]	35.69 [906.5]	38.06 [966.7]	39.06 [992.1]	39.81 [1011.2]	40.56 [1030.2]	9.25 [235.0]	21.5 [546.1]	33.75 [857.3]	40.00 [1016.0]	42.25 [1073.2]	43.00 [1092.2]
9301-48	48.00 [1219.2]	48.00 [1219.2]	5.00 [127.0]	7.50 [190.5]	14.50 [368.3]	20.50 [520.7]	39.69 [1008.1]	42.06 [1068.3]	43.06 [1093.7]	43.81 [1112.8]	44.56 [1131.8]	9.25 [234.9]	23.50 [596.9]	37.75 [958.9]	44.00 [1117.6]	46.25 [1174.8]	47.00 [1193.8]
9301-60	60.00 [1524.0]	60.00 [1524.0]	5.00 [127.0]	7.50 [190.5]	14.50 [368.3]	20.50 [520.7]	51.69 [1312.9]	54.06 [1373.1]	55.06 [1398.5]	55.81 [1417.6]	56.56 [1436.6]	9.25 [234.9]	23.50 [596.9]	37.75 [958.9]	56.00 [1422.4]	58.25 [1479.6]	59.00 [1498.6]

Side Mounting

With the slides fully extended, install cabinet member (outer member) with customer supplied 1/4" hex-head or pan head [M6 Euro] screws through the horizontal slots. Be sure slides are parallel. Attach drawer to extended inner member with customer supplied 1/4" hex-head or pan head [M6 Euro] screws through the vertical slots. Leave all screws loose for final adjustment. Adjust slide position until movement is smooth. Tighten all screws and if necessary, use more screws to secure slides and complete installation. See Figure 1.

Flat Mounting

Position large slide members on cabinet floor as shown in Figure 2. Make sure slides are parallel. Ensure slides are flush with edge of drawer bottom. With the slides fully extended, install cabinet member (outer member) with customer supplied 1/4" hex-head or pan head [M6 Euro] screws through the horizontal slots and secure in place. Install customer supplied 1/4" hex-head or pan head [M6 Euro] screws through vertical slots into the bottom of the drawer. Leave all screws loose for final adjustment. Adjust slide position until movement is smooth. Tighten all screws and if necessary, use more screws to secure slides and complete installation. See Figure 2.

Optional Platform Bracket Kits

Brackets provide four bottom-mount and two side-mount options. For bottom-mount, one bracket attaches to the slide outer member and the cabinet base. The other bracket attaches to the slide inner member and the platform or tray. For side-mount, the bracket attaches to the slide inner member. See Figure 3 for examples of both mounting options. When the brackets are used either individually or in combination, they will accommodate all slide lengths. Each kit contains two brackets, four 1/4" hex-head screws, and four 1/4" hex nuts with lock washers. See separate platform bracket data sheet for more information.

Slide Ordering Instructions

Complete your slide order for model 9301 by specifying the following:

		<u>4 Pair</u>	<u>C</u>	<u>9301</u>	<u>-12</u>	<u>D</u>
Total Required Slides	_____					
Slide Finish	_____					
Slide Model	_____					
Slide Length	_____					
Optional Distributor Packaging	_____					

Packaging

Distributor (D) Pack: One pair of slides packaged in polybag.
Mounting hardware not included.

Slide Lengths: 10"-22" 4 pair per box
 24"-40" 2 pair per box
 42", 44", 48", 60" 1 pair per box

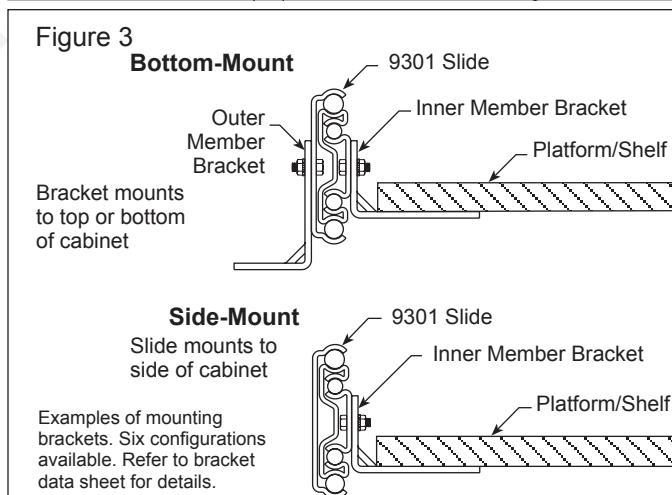
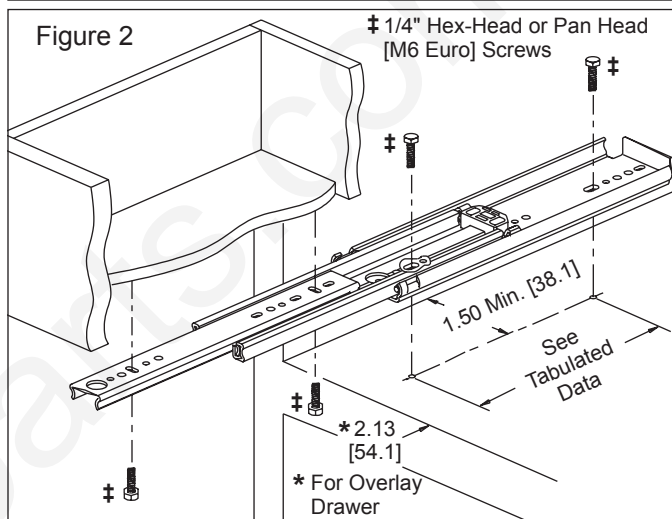
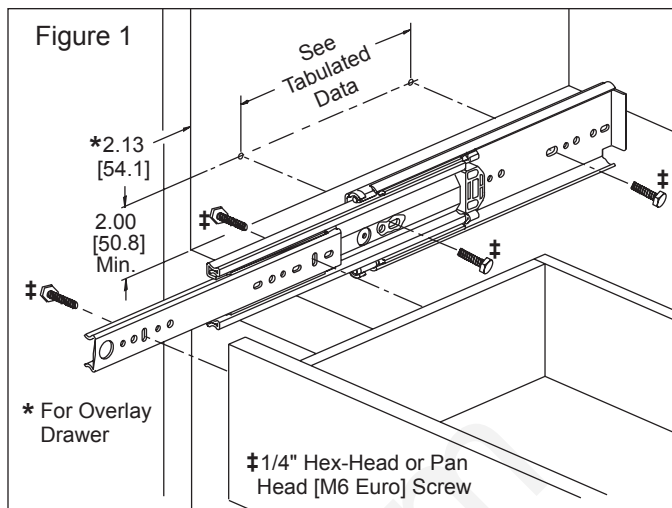
Bulk (P) Orders: Slides only.

Slide Lengths: 10"-22" 4 pair per box
 24"-40" 2 pair per box
 42", 44", 48", 60" 1 pair per box

Specifications

Slide members: Cold rolled steel
Ball retainers: Polymer
Ball bearings: Carburized steel

NOTE: Specifications, materials, prices, terms, and delivery are subject to change without notice



Accuride

ACCURIDE INTERNATIONAL INC.

12311 Shoemaker Avenue
Santa Fe Springs, CA 90670

TEL (562) 903-0200
FAX (562) 903-0208
www accuride com

Manufacturing, Engineering, and Sales
United States • Germany • Japan • Mexico • United Kingdom • China